

## KWGC HAPPENINGS

It is summertime at the Garden Center. It is a slower atmosphere compared to the hustle and bustle of March, April and May but there is plenty going on. Toni is busy looking for those unusual heat tolerant plants that provide color and texture on the patio and in summer gardens. Bob and Nancy went to Market in Dallas last month and ordered many new garden gifts and accessories-The National Geographic selection is particularly nice and should be arriving soon. They also restocked the book shelves with all your favorites as well as many new titles. Check out "Weird Texas" and "Blessings of Toads" next time you're in the store. They added to the children's collection with a variety of garden and nature themed books. Of course ordering new inventory means we have to make room. Everything on the CLEARANCE TABLE is an additional 50% off!! Many additional items throughout the store are marked down 25-50%. Bring in the HOT AUGUST DAYS coupon (see page 3) and save even more. Actually we're not sure how hot it will be in August, at the time of this printing its been nothing but rain, rain, rain. So, if you need something to brighten your spirits we have a beautiful selection of indoor house plants and colorful pots and baskets to put them in. Here at KWGC we are busy rain or shine. Bobby Hollis of ArtistiCrete is creating a new look for the floor at the main entrance. Bob and Brent hung the new signs from Signs Now making it easier for you to find what you're looking for. No, you can't order a margarita at the Garden Bar-but Toni, Yvonne or Bob can answer your gardening questions.

Dave and crew keep the outside looking spic and span. Which is no easy fete during the dog days of summer. Hope ya'll are having a good summer.




## IN THE SPOTLIGHT

### Container Gardening Ideas

Container Gardening offers many benefits to the gardener during the hot July and August summer days.

- Involving the family in a container gardening project opens a multitude of exciting opportunities and challenges for everyone involved. Put each family member to task creating his or her own special arrangement. Have a neighbor judge the creations and offer a prize for the "Best In Show".

- It doesn't matter if an *EarthBox* or a conventional terra cotta pot is the container, this method of gardening gives even the inexperienced gardener a better opportunity to be successful at creating beautiful, bountiful, botanical wonder. Container gardening allows the gardener the option to move the arrangement where the plants receive the greatest benefit, light or dark, wet or dry.



- Use container gardening to illuminate a certain area of your home or patio. If you're having guests and you need to bring attention to a certain area or object, use a container arrangement as a focal point .

- Corral those invasive plants such as Katy Ruellia, Mexican Heather, Cypress Vine, Mint, or decorative grass in a beautiful planter and place it in the garden where it will highlight a focus plant. The container plant will then add beauty without taking over the garden.

- Start seeds and starter plants earlier. Using the con-

*continued page 2*



## NOW'S THE TIME SEASONAL CALENDAR

### **ALERT!**

**Due to the excessive moisture during the month of July pay special attention to Fungus Development**

# JULY

- Begin preparing fall vegetable beds for planting this month or in August
- Feed peach and plum trees with a high nitrogen fertilizer such as *Fertilome Pecan, Citrus and Fruit Tree Fertilizer*.
- Summer prune roses to keep them in good shape.
- Cut off dead seed pods on crape myrtles to encourage more blooms and feed with *Systemic Fertilizer from Bonide*.
- Black sooty mold indicates the presence of sucking insects. Get rid of the insects with *GP&L Hi-Yield Insect Control Insecticide* and the black sooty mold will also go away.
- Refresh organic matter in beds with cotton burr compost. This high nitrogen fully composted product from west Texas works well as a soil amendment or a top dressing mulch.

# AUGUST

## **2007 SEED INVENTORY IN STOCK**

- Sow flower seeds such as calendula, four-o'clock, blue bonnets, hollyhock, French marigold, and snap dragon for fall or early spring blooms.
- Plant fall vegetable seed and starter plants. **Refer to insert for schedule.**
- An ounce of prevention is a pound of cure
  - *Bug Out* for chinch bug
  - *F Stop* for fungus
- Prepare your *EarthBox* or container garden for fall seeds and starter plants.
- Do these rose chores in August to produce "show-stopping" flowers in the fall"
  - Cleanup your roses by pruning them. Cut out all dead or diseased canes. Shorten good canes by 5-6 inches. Loosen top inch of soil and add 2"-3" of pine bark mulch or cedar mulch
  - Take care of any insect and disease problems. During hot, humid weather roses are likely to be infested with spider mites, black spot or powdery mildew. One or two treatments with *Bonide Systemic Insect Spray* will take care of the spider mite problems. For black spot or powdery mildew use *Fertilome Halt* or *Liquid Systemic Fungicide*. Bayer has an excellent 3 in one product. Use Rose Pharm if you're organically inclined.

*Container Gardening Ideas (continued from page 1)*

tainer system you can control the damaging heat and cold on sensitive seeds and tender starter plants.

- Employ container gardening as a transition device for sensitive plants as you go from season to season.
- Use a container garden for natural aroma therapy. Place

rosemary, almond verbena or sweet olive in a planter as a natural "welcome to my home diffuser". Move it anywhere in your house to create that special atmosphere.



# 2007 LAWN CARE CALENDAR

SIGN UP FOR THE KINGWOOD GARDEN CENTER LAWN PROGRAM AND SAVE

<b>JANUARY</b>	<b>FEBRUARY</b>	<b>MARCH</b>
APPLY PRE-EMERGENT		FERTILIZE
APPLY EASY GROW WEED AND FEED		APPLY FUNGICIDE
	LEVEL LAWN WITH PLAY-SAND	
<b>APRIL</b>	<b>MAY</b>	<b>JUNE</b>
FERTILIZE	FERTILIZE	
APPLY FUNGICIDE	APPLY FUNGICIDE	APPLY FUNGICIDE
	APPLY PRE-EMERGENT	APPLY INSECTICIDE
<b>JULY</b>	<b>AUGUST</b>	<b>SEPTEMBER</b>
APPLY FUNGICIDE	FERTILIZE	
APPLY INSECTICIDE	APPLY FUNGICIDE	APPLY FUNGICIDE
	APPLY INSECTICIDE	APPLY INSECTICIDE
<b>OCTOBER</b>	<b>NOVEMBER</b>	<b>DECEMBER</b>
	WINTERIZE	
	APPLY PRE-EMERGENT	

## RECOMMENDED PRODUCTS AND SUGGESTED APPLICATION RATES

PRE-EMERGENTS AS NEEDED	FERTILIZERS 4 APPLICATIONS/YEAR	FUNGICIDES AS NEEDED	INSECTICIDES LATE SPRING/SUMMER	WINTERIZERS NOV. - DEC.
<ul style="list-style-type: none"> <li>•BARRICADE</li> <li>•AMAZE</li> <li>•DIMENSION</li> <li>•CORN GLUTEN *</li> </ul>	<ul style="list-style-type: none"> <li>•KW PREMIUM</li> <li>•EASY GROW</li> <li>•TEXAS T *</li> <li>•HU-MAX TURF *</li> <li>•MEDINA *</li> </ul>	<ul style="list-style-type: none"> <li>•F. STOP</li> <li>•PCNB</li> <li>•BAYLETON</li> <li>•ACTINOVATE *</li> <li>•CORN MEAL *</li> </ul>	<ul style="list-style-type: none"> <li>•TURF RANGER</li> <li>•BIFEN</li> <li>•BUGOUT</li> <li>•DE *</li> </ul>	<ul style="list-style-type: none"> <li>•EASY GROW</li> <li>•FALL SPECIAL</li> <li>•TEXAS T *</li> </ul>

\* ORGANIC



# 2007 FALL VEGETABLE SEED & STARTER PLANT PLANTING GUIDE

<b>VEGETABLE</b>	<b>PLANT FROM SEED</b>	<b>PLANT FROM STARTER PLANTS</b>	<b>DAYS TO MATURITY</b>
BEANS (LIMA, STRING, BUTTER)	July 15 - Aug 15	N.A.	80-100
BEETS	Sept. 15 - Oct. 31	N.A.	60-70
BROCCOLI	Aug. 15 - Sept. 15	Sept. 1 - Oct. 15	70-100
BRUSSEL SPROUTS	Aug. 15 - Sept. 15	Sept. 1 - Oct. 15	70-100
CABBAGE	Aug. 15 - Sept. 15	Sept. 1 - Oct. 15	70-100
CARROTS	Oct. 1 - Nov. 15	N.A.	80-90
CAULIFLOWER	Aug. 15 - Sept. 15	Sept. 1 - Oct. 15	70-100
COLLARDS	Sept. 1 - Oct. 15	All Winter	60-90
CUCUMBER	Aug. 1 - Sept. 15	Aug. 1 - Sept. 30	60-80
EGGPLANT	May 15 - June 31	July 15 - Aug. 31	90-100
KOHL RABI	Mid Oct.	All Winter	65-85
LETTUCE	Mid Oct.	All Winter	50-90
MUSTARD	Sept. 1 - Nov. 15	All Winter	40-50
ONION SEED	Oct. 1 - Nov. 15	Aug. 1 - Nov. 30	100-130
ONION 10-15-Y	Mid Oct.	Thru Dec.	90-130
PEA (SNAP TYPE)	Sept. 15 - Oct. 15	N.A.	65-105
PEA (SOUTHERN)	July 1 - Aug. 15	N.A.	70-90
PEPPER	May 15 - June 31	July 15 - Aug. 31	90-100
POTATO (EYES FROM CERTIFIED SEED)	Aug. 15 - Sept. 15	N.A.	90-100
RADISH	Oct. 1 - Dec. 31	N.A.	35-50
SQUASH (WINTER)	Aug. 1 - Sept. 15	Aug. 1 - Sept. 30	60-70
SQUASH (YELLOW, ZUCCHINI)	Aug. 1 - Sept. 15	Aug. 1 - Sept. 30	60-70
SWEET CORN	July 15 - Aug 15	N.A.	80-100
SWISS CHARD	Mid Oct.	All Winter	60-90
TOMATOES	June 1 - July 15	July 15 - Sept. 30	60-100
TURNIP	Sept. 1 - Nov. 15	N.A.	40-70

ALL BOTANICAL INTEREST SEED IN STOCK AT KINGWOOD GARDEN CENTER.



## KWGC COOKING CORNER

### CANNED TOMATOES

- 1 Quart Canning Jar
- Some Tomatoes
- 1 teaspoon of Salt






Fill quart jar with clean-cut tomatoes. Add 1 teaspoon of salt. Push a knife down to remove air and distribute salt. Tighten rings and lids on jar and heat in oven for 60 minutes. Let them cool in oven overnight and they will be done in the morning.

### FIRE FIGHTING FIRE ANTS

Fire Ants don't like the rain either. Mounds appear to protect the colony from flooding. Use the two step method to control fire ants

- Step 1 - Bait Yard
- Step 2 - Drench Mounds

#### Getting The Most From Baits

-  Apply baits when ants are foraging. To see if ants are active, place a small amount of bait or suitable food (hot dog or potato chip) next to a mound. If ants begin removing the food within 30 minutes, it's a good time to treat.
-  In summer, apply baits in the evening. Ants forage during the cool of evening and will quickly discover and carry off baits. Baits applied during the day in extreme heat quickly lose their effectiveness. Ants do not forage during the day in hot weather.
-  Use only fresh bait, preferably from an unopened container. Once opened, baits should be used quickly. Opened containers may last only a few weeks. Unopened containers stay fresh for up to 2 years.
-  Test baits for freshness before using. Sprinkle a small amount next to an active mound. If the bait is fresh, ants will begin removing it within 30 minutes.
-  Apply baits when no rain is expected for at least 8 hours. This reduces the risk of their being washed away.



#### Skeeter Screen™

This natural fragrance formula is an easy, effective and safe way to deter mosquitoes from patios, balconies, decks, garages and other favorite hiding places for 24 hours a day, 7 days a week.

## FRIEND OR FOE?

The rain brings some very unusual characters to our neighborhood. For those that are detrimental to our lawns and gardens we must be vigilant. But, others are just harmless visitors passing by.

### LAWN SHRIMP

One of these characters is the "lawn shrimp" a type of terrestrial amphipod. They are typically less than a



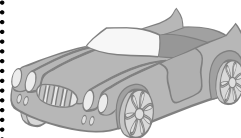
half of an inch long and upon close examination look exactly like shrimp. This guy doesn't harm anything and will disappear as things get dryer.

### WEBBING BARK LOUSE

You may notice a spongy like web growing from the base and up through the limbs of tall trees. No, this isn't the creature from the black lagoon; it is the webbing bark louse. It is not parasitic to humans and pets and actually cleans the tree of fungi, lichens and dead insects. No harm no foul here. It is too bad they will be gone by Halloween because they would make great natural decorations.



### KINGWOOD GARDEN CENTER



#### HOT AUGUST DAYS

**20% OFF**  
any one item

Coupon Valid: 8/1/2007 thru 8/31/2007  
one per customer please

Free Cockscomb Celosia plant with this coupon



KINGWOOD GARDEN CENTER  
1216 Stonehollow Dr.  
Kingwood, TX 77339

PRST STD  
U. S. POSTAGE  
PAID  
HUMBLE TX  
PERMIT NO. 237

**IN THIS ISSUE OF KWGC NEWS**

KWGC HAPPENINGS - page 1

IN THE SPOTLIGHT  
Container Gardening Ideas - page 1

NOW'S THE TIME  
Seasonal Calendar - page 2

Fire Ants, Friend or Foe?,  
Recipe, Coupon  
page 3

Lawn Care Calendar &  
Fall Vegetable Planting Guide  
Special Insert

KINGWOODGARDENCENTER.COM

KINGWOOD GARDEN CENTER NEWS

JULY/AUGUST 2007

Welcome Neighbor!  
Cypress Woods Retirement Residency will host it's  
Grand Opening ceremony from 11am to 5pm, Sunday,  
July 15th. For more information, call 281-441-8800.



Lost a shrub?  
Ask about our  
Replanting Service

Do your plants or garden  
products need a ride?  
We deliver to your door



Rescue Me!  
Plant, Tree, Shrub and  
Lawn diagnosis  
service

**HOT JULY/AUGUST PRICES**

AMDRO Ant Bait 32oz - \$9.99

TERRO Ant Killer 24oz - \$9.99

COME AND GET IT Ant Killer 32oz - \$10.99

**OVER N' OUT**

Season-Long Fire Ant Killer 10lbs - \$24.99

ALMOND VERBENA Discounted

Red Tag Sale - 50% off TREES & SHRUBS

**LAWN FERTILIZER**

Last chance to buy at 2005 prices

**Bonsai Class at KWGC**

**July 28th, 10:00 a.m.**

**Sponsored by the  
Lake Houston Garden Club  
Instruction by Alex Leong**

